



*Welcome to the EPA Region 7
Regional Office!*

This Welcome Guide is designed to help EPA Region 7 visitors navigate the building and local area, and arrange lodging and transportation accommodations, if needed.

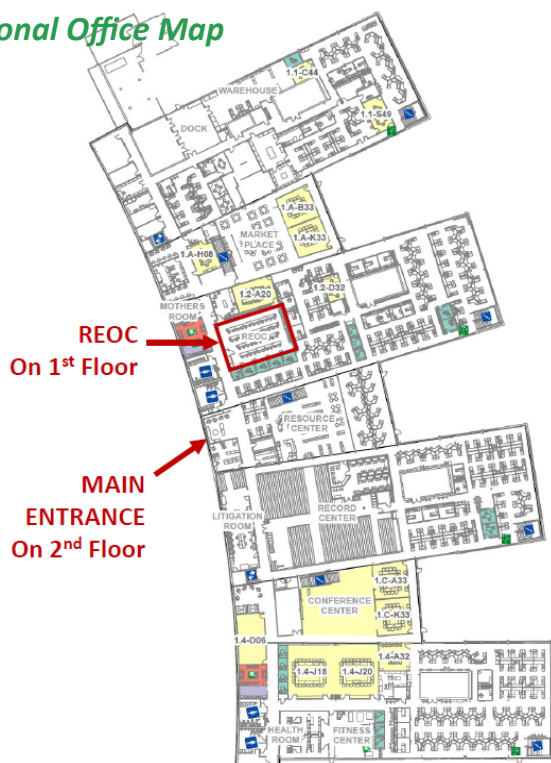
Need additional information?

Please contact your EPA Region 7 host.

Visitor Parking Map



Regional Office Map



Regional Office Location

11201 Renner Blvd, Lenexa, KS 66219

Parking

All visitors must park in the visitor's parking lot which is located off Renner Blvd before the controlled gates. Once parked, walk to the building's center entrance.

Visitors with handicap tags requiring ADA parking should proceed to the controlled gates and press the speaker button to request entry from the guards.

Regional Office Security

Visitors to the Region 7 office will enter using the main entrance near the flag pole and proceed through security screening upon entering the facility and will be required to obtain a visitor badge *daily* from the guards. The badge must be worn in plain sight at all times.

All visitors must show a government-issued photo ID (driver's license, federal, state, or local agency ID, etc.) to go through security. Your EPA employee host will have given the guards your name in advance, but you **must** show a valid government-issued photo ID to gain entry. The security procedure is similar to airport security screenings.

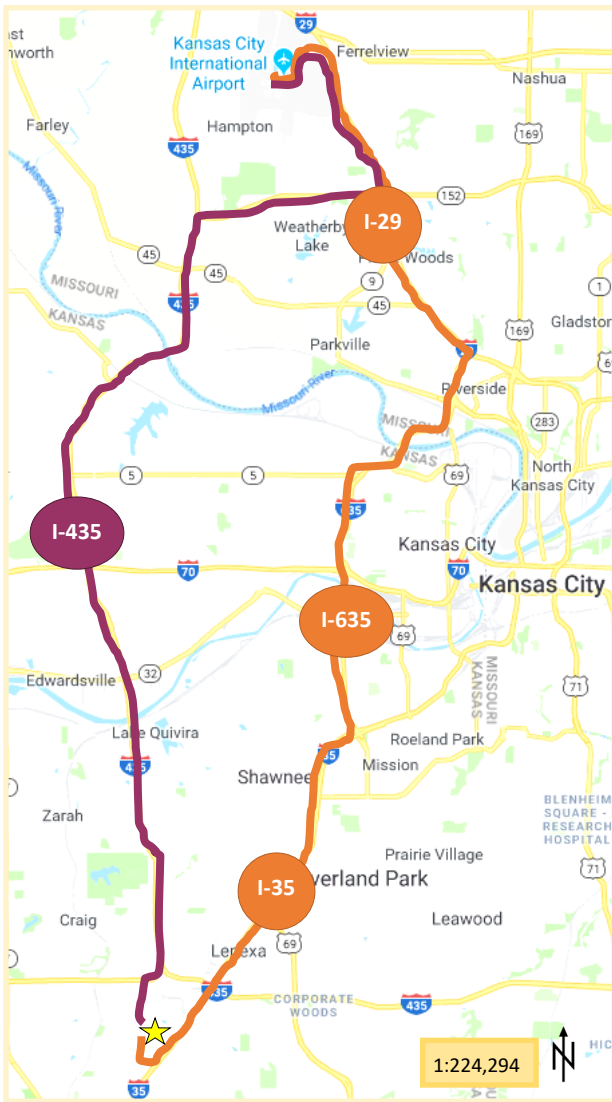
Once you pass through security, your EPA host will meet and escort you to the meeting location. Upon departure each day, it is essential that all visitors are escorted to the guard's desk to properly sign out and return their badge.

Building Information & Amenities

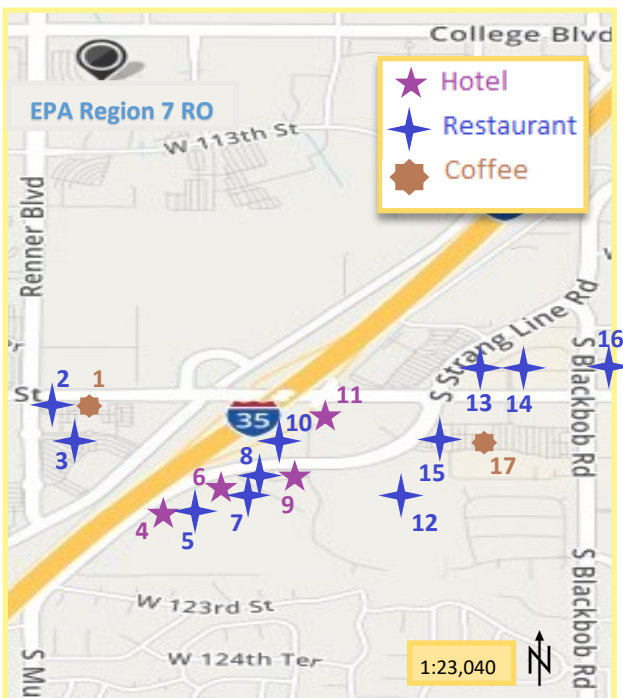
Your EPA host is responsible for you while you are in the building. An EPA employee should accompany you at all times. Visitors are not allowed in EPA employee workspace unless there is a business purpose.

The Marketplace Emart is located on the 1st Floor. The Emart features a selection of meals, drinks, snacks, and healthy options. Customers are able to purchase any of these items via the scan-and-go kiosk. There are also vending machines, change machines, and an ATM by the cafeteria which are always available. There are pantry areas throughout the building with refrigerators and microwaves that visitors can use during their time at the office as well as a lactation room.

Routes from Airport to Regional Office



Hotels & Restaurants Close to Regional Office



Airport & Ground Transportation

Kansas City Airport (MCI) is located approximately 40 minutes from the Regional Office. Ground transportation options include shuttles, taxis, and rental cars. Below is transportation information:

- For information on shuttle services, taxis, and rental cars, [click here](#)
- Additionally, if you have a smartphone, Uber and/or Lyft are viable options

Hotel Accommodations

Below are the four closest hotels, but several other options exist. If you prefer staying in downtown Kansas City, it is approximately a 25-35 minute drive to the Regional Office during rush hour traffic.

- **Hampton Inn** ([website](#))⁹
12081 South Strang Line Road, Olathe, KS
- **Residence Inn** ([website](#))⁶
12215 South Strang Line Road, Olathe, KS
- **Fairfield Inn & Suites** ([website](#))⁴
12245 South Strang Line Road, Olathe, KS
- **Holiday Inn Express & Suites** ([website](#))¹¹
12070 South Strang Line Road, Olathe, KS

Restaurants & Coffee

There are a variety of restaurants and coffee shops near the EPA Regional Office. Below is a list of *some* of the choices and a corresponding map of their locations.

- | | | |
|--|--|---------------------------------|
| Starbucks ^{1,17} | Longhorn
Steakhouse ² | Jason's Deli ³ |
| Cracker Barrel ⁷ | Joe's Kansas City
Bar-B-Que ¹⁰ | Steak 'n Shake ⁵ |
| Texas Roadhouse ¹²
<i>Only open for dinner</i> | IHOP ¹³ | Torchy's
Tacos ¹⁵ |
| Olive Garden ¹⁶ | Panera ¹⁴ | McDonald's ⁸ |